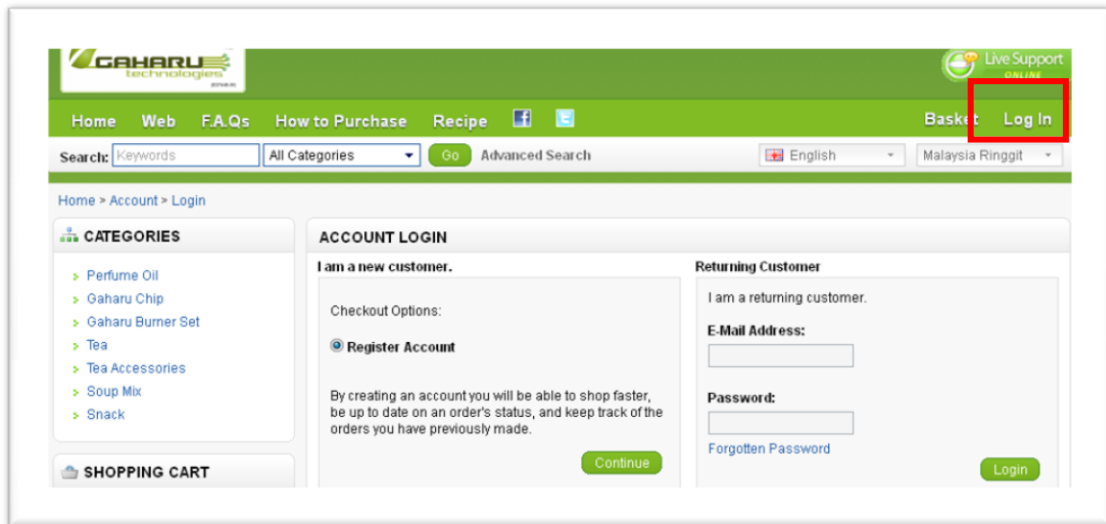


How to Purchase from Shop @ Gaharu Tech

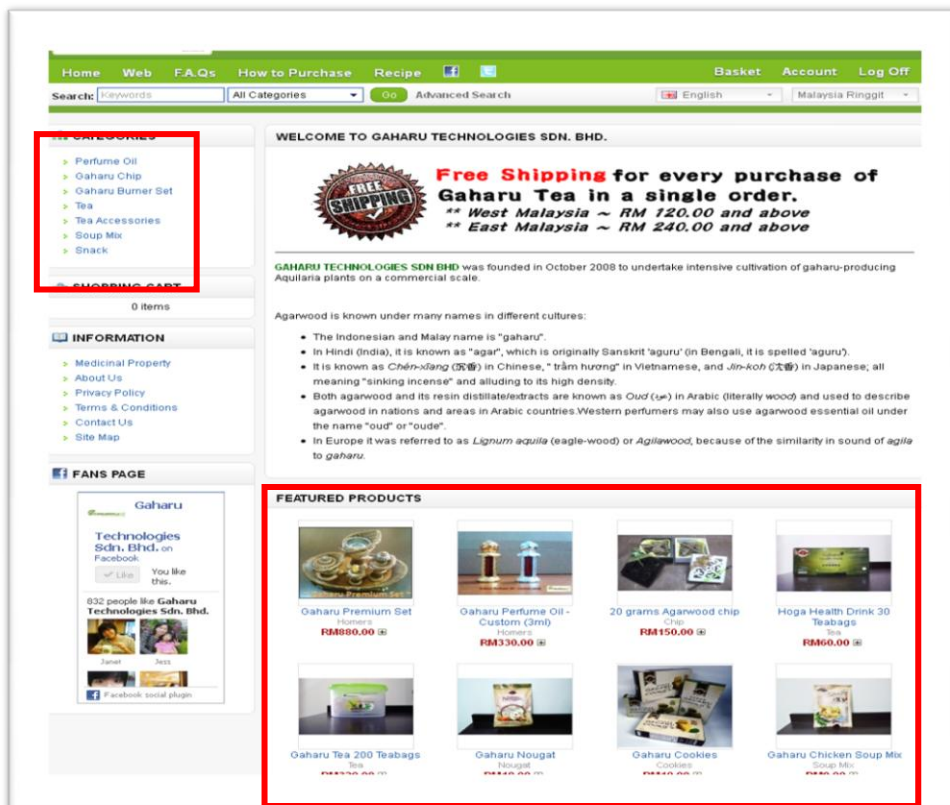
如何从我们的网上商店购买产品

(<http://www.gaharu.com.my/shop>)

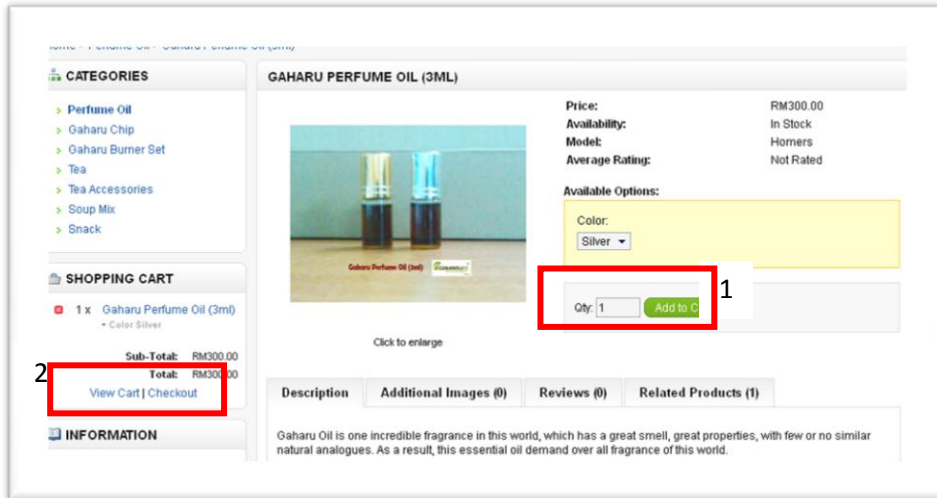
- 1) Login with your account or register new account.
登录您的帐户或注册新帐号。



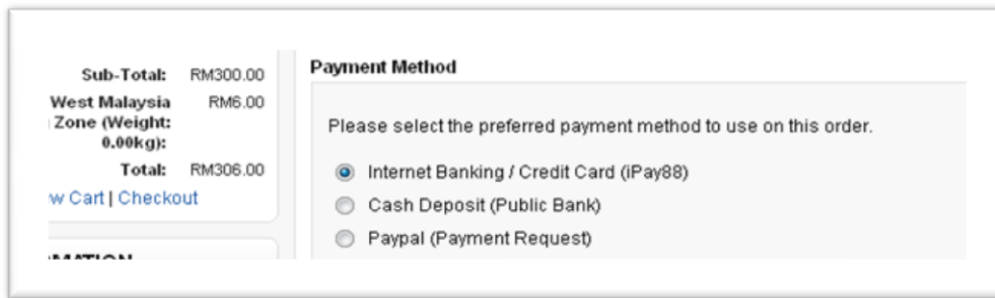
- 2) Click on Home tab and shop your preferred products.
按首页，选择您所要购买的产品。



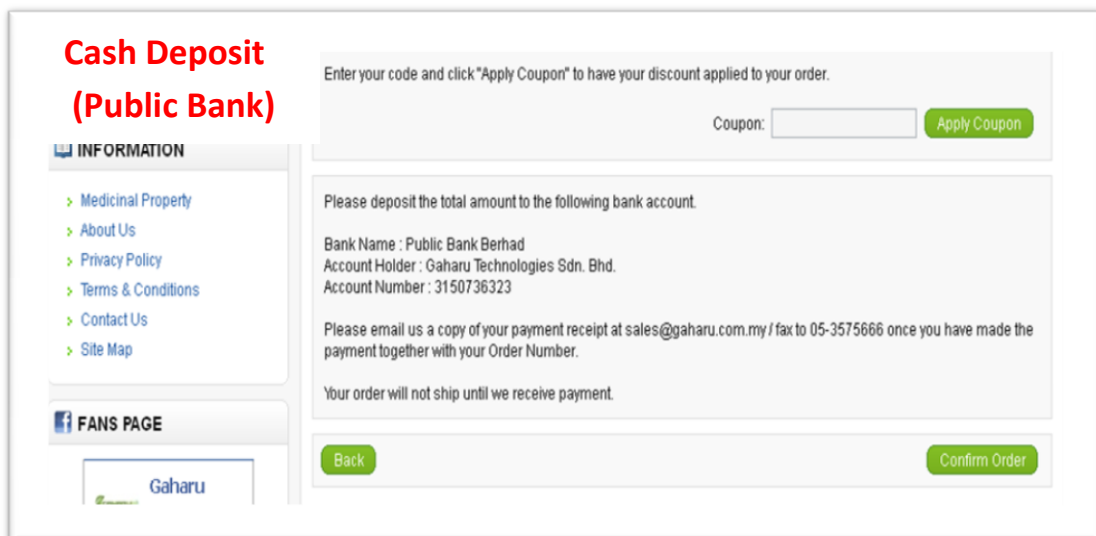
- 3) When finish shopping, click Checkout.
当完成购买，请按结账。



- 4) Fill in all the information, click Confirm Order.
填写所有资料，按确认订单。



Payment page





Internet Banking / Credit Card (iPay88)

Step 1

Please note that your Payment is processed by Mobile88.com Sdn Bhd. The Name of Mobile88.com will be shown on your Credit Card / Bank Statement and you will also receive a notification e-mail from Mobile88 on this Transaction.

Back

Confirm Order

Note: "IPAY88 or MOBILE88.COM SDN BHD" will be shown on your credit card statement.

Pay To : Gaharu Technologies Sdn Bhd

Reference No : 214

Payment Collection : Mobile88.com Sdn Bhd

Payment ID : T0597365200

Payment of : Gaharu Perfume Oil (3ml)

Net Charges : MYR 306.00

Cardholder Name : [Example](#)

Credit Card no. :  

CVC/CVV2 : [What is CVC/CV2](#)

Expiry Date : -

Card Issuing Country :

Card Issuing Bank :

Card Type : Mastercard
 Visa

I authorize Mobile88.com Sdn Bhd to debit the above net charges from my credit card.

*Note: Upon successful payment, you will receive a receipt or an email confirmation. Failure to receive such notification may imply that your transaction has been declined, in which case, you need to verify with your card-issuing bank on the reason for decline.

Pay by Credit Card

Cancel Payment

Step 2

- 5) Please email us a copy of your payment receipt at sales@gaharu.com.my or fax to 05-3511 996 once you have made the payment together with your Order Number. 一旦付款请电邮我们您的付款收据至sales@gaharu.com.my 或传真至 05-3511 996。

Payment (PayPal)

(<https://www.paypal.com/my>)

1. Once we received your Order, we will request payment from you through your registered email address in PayPal.
2. Check your email inbox for the PayPal email with the money request.
3. Click the **Pay Now** button in the email. If you don't see it, click the link in the email or copy and paste the URL into your browser's address bar.
4. Enter your password and click **Log In**.
5. Review the information and click **Pay Now** to complete the transaction.

If you do not have a PayPal account

1. Check your email inbox for the PayPal email with the money request or invoice.
2. Click the **Pay Now** button in the email. If you don't see it, click the link in the email or copy and paste the URL into your browser's address bar.
3. Click **Continue** and follow the instructions to create and pay with a new PayPal account.
4. If you don't want to create a PayPal account, click **debit or credit card** and follow the instructions to pay with your card.